

WE BEGINNEN ZO!

Slim SAP Beheer

Expertsessie Simac IT NL

VNSG Focus Online, 2 oktober 2023

Niet vergeten:

- microfoon uit
- camera uit
- zet je scherm op full screen
- rechter muisknop → fit to frame

AGENDA

- Orchestratie
- Wegautomatiseren van dagdagelijks beheer
- Optimaliseren Monitoring

ORCHESTRATIE

CLASSIFICATIE:



simac



SAP TECHNISCH BEHEER



RESOURCES

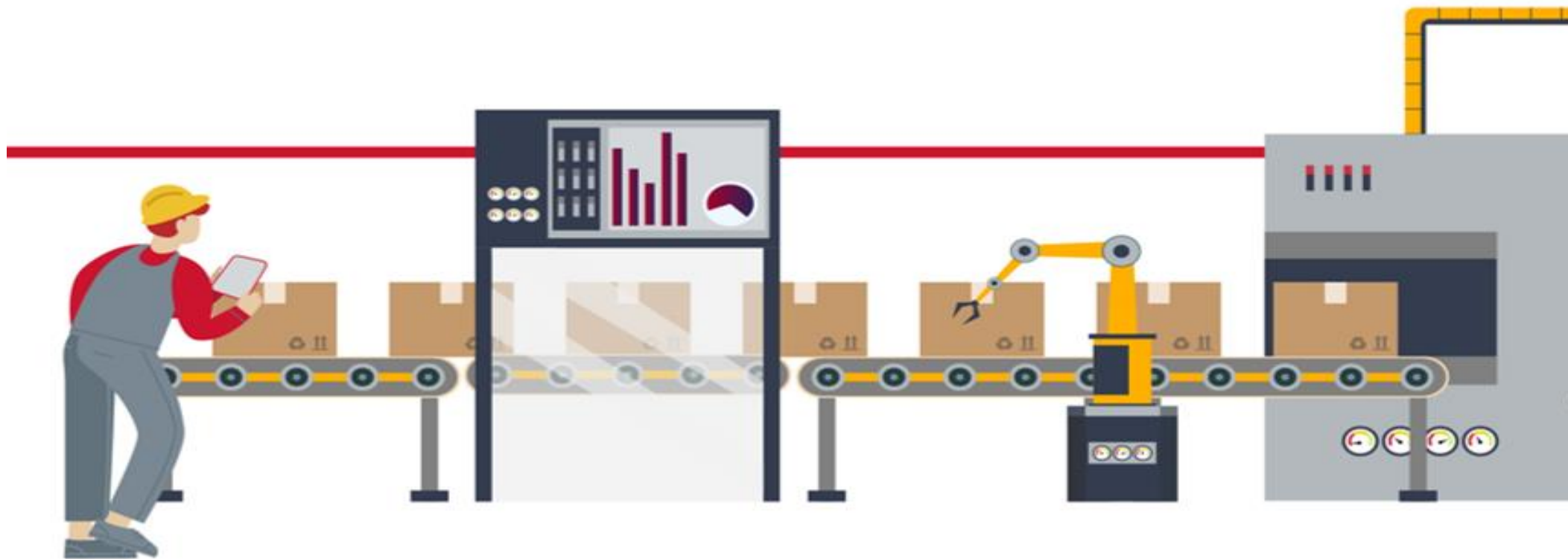


BUDGET

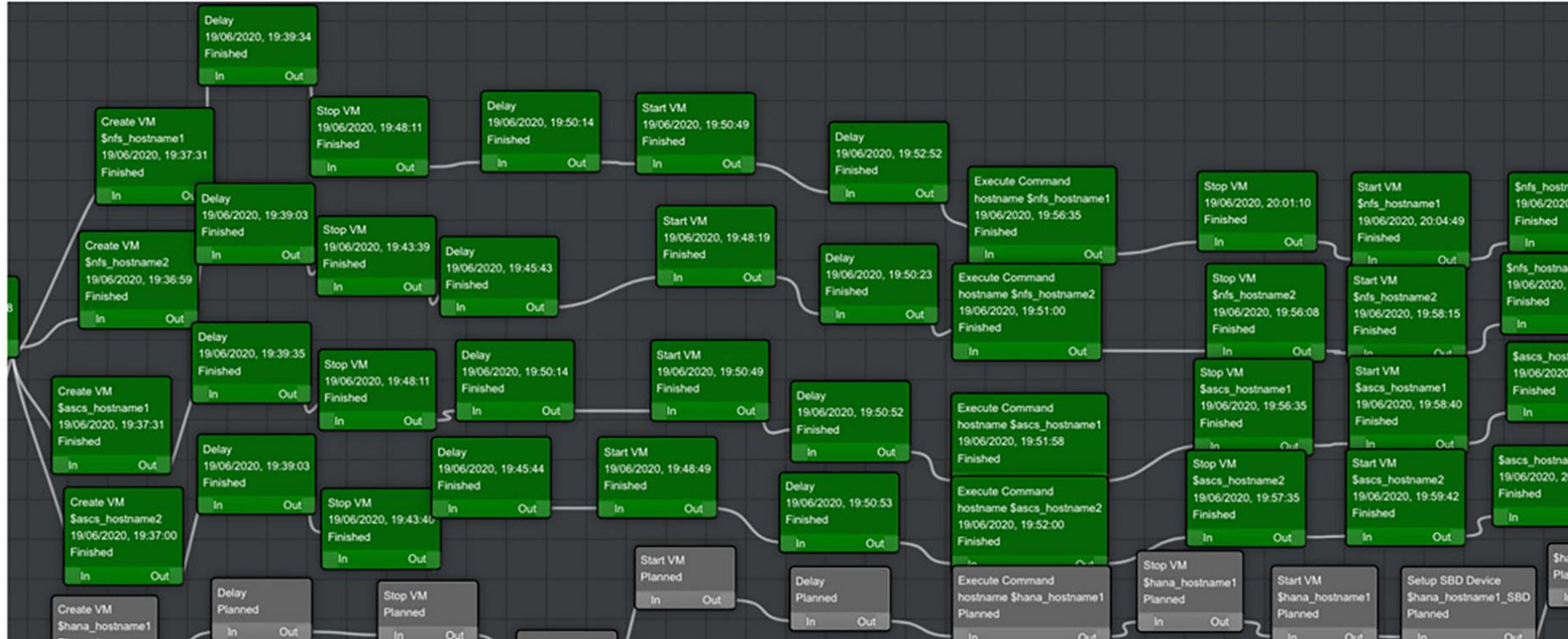


TIJD





ORCHESTRATIE



ORCHESTRATIE

VOORDELEN VAN SLIM TECHNISCH BEHEER

GOVERNANCE



Volledige samenwerking over de afdelingen heen [full-stack administrator]

FOUTGEVOELIGHEID



Minder fouten door de inzet van Bots

DOWN TIME



Minder down time doordat systemen met een druk op de knop geactiveerd kunnen worden

DOORLOOPTIJD



Verkorte doorlooptijd door orkestratie van activiteiten

KOSTEN



Kosten besparing door operationele efficiëntie

USE CASE – 12 PRODUCTIE UPGRADES IN PARALLEL

Handmatig:

- 80 uur [10 FTE x 8 uur]
- 4 tot 6 uur downtime
- Menselijke fouten leiden tot extra downtime en doorlooptijd
- Uitgebreide set aan skills [Cloud, OS, DB, SAP]

Orchestratie:

- 3 uur [1 FTE x 3 uur]
- Minimale downtime [max 5 minuten]
- Geen manuele fouten
- Verbeterde Governance door full stack administration



**Meer use cases zijn beschikbaar*

WEGAUTOMATISEREN VAN DAGDAGELIJKS BEHEER

CLASSIFICATIE:

STANDAARD DAGCONTROLES

Oude situatie:

- Tijdsintensief
- Standaard acties, saai werk
- Handmatig → foutgevoelig

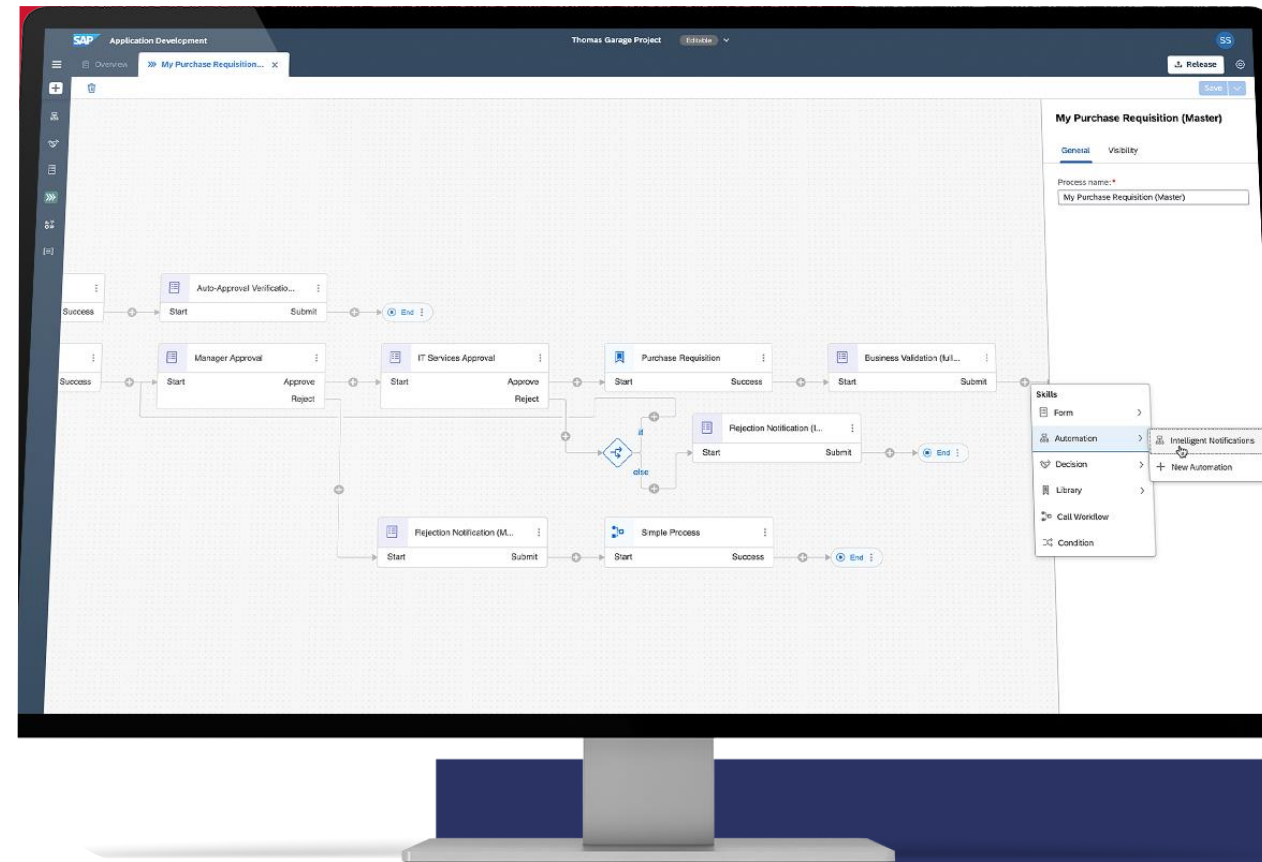
Nieuwe situatie:

- Robot pakt taken op
- Sneller
- Minder foutgevoelig
- Kan 24/7 gebruikt worden



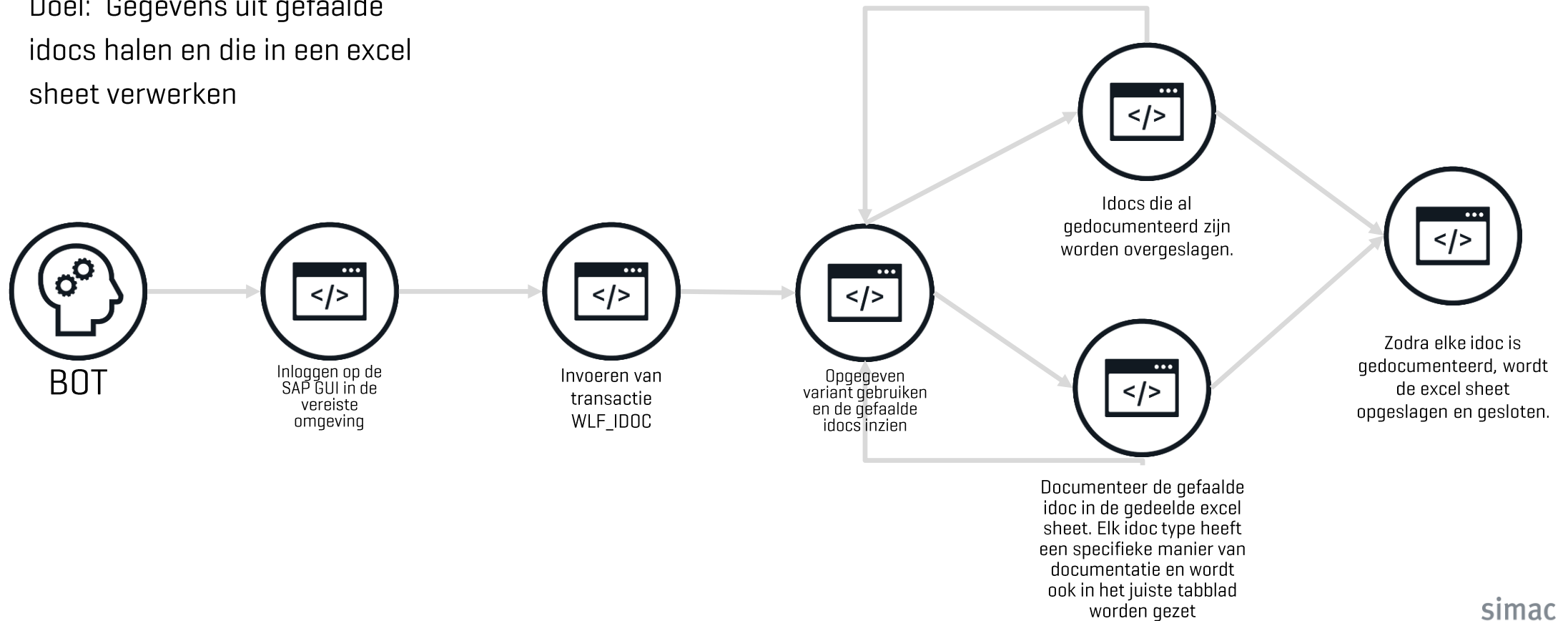
TAKEN AUTOMATISEREN

- SAP BUILD → Process Automation tool
- 90% low/no-code, 10% custom code
- Externe applicaties
- Enorm leereffect!



USE CASE: DOCUMENTEREN GEFAALDE IDOCS

- Doel: Gegevens uit gefaalde idocs halen en die in een excel sheet verwerken



The screenshot displays the SAP Build Process Automation studio interface. The top navigation bar includes the SAP logo, 'Build Process Automation', and an 'Editable' dropdown. Below this, a toolbar contains various icons for navigation and editing. The main workspace is divided into three sections: a left-hand 'Overview' pane showing a list of steps in a workflow, a central 'Main' pane displaying a visual flowchart of the process, and a right-hand 'Automation Details' pane with tabs for 'Tools', 'Input/Output', and 'Info'. The flowchart starts with a 'Trigger(s)' node, followed by a 'SAP Logon 800' container containing six steps: 1. Start Application SAP Screens..., 2. Wait for loading of SAP Logon..., 3. Click Maximize, 4. Wait on screen maximization, 5. Find S4A system..., and 6. Set Element. The 'Automation Details' pane on the right shows a search bar and a list of categories: Automations, Screens, Activities, Data, and Controls. At the bottom of the interface, there are tabs for 'Design Console (0)', 'Test Console (1)', and 'Variables (24)'. A status bar at the very bottom shows 'All (1)', 'Errors (0)', 'Warnings (1)', and 'Info (0)'. The Windows taskbar is visible at the bottom of the screen, showing the time as 14:39 on 19-9-2023.

AUTOMATIONS – DOCUMENTEREN VAN GEFAALDE IDOCS

BUSINESS VALUE & TOEKOMST

- Beheer wordt slim uitgevoerd
- Kosten besparing
- Focus op innovatie & optimalisatie
- **Toekomst** → Automatiseren
Dynamische & Complexe processen
- Inzetten Artificial Intelligence (AI)



OPTIMALISEREN MONITORING

CLASSIFICATIE:

WAT WIJ DOEN MET FOCUSED RUN

Different Operations Platforms for Different Target Groups

SAP Solution Manager



- Fully integrated ALM suite for **on-prem-centric medium and larger customers**
- Customers, who are **satisfied with the currently provided functional scope**

SAP Focused Run



- Operations platform for **service providers and high end hybrid customers**
- Customers with advanced needs, which go **beyond SAP Solution Manager and SAP Cloud ALM**

SAP Cloud ALM



- Fully integrated ALM suite for **cloud-centric small, medium and larger customers**
- Customers, who are requesting a **standardized cloud-based operations platform**


- Geavanceerde Root-cause analysis -> Real User monitoring
- Kandidaten vinden voor structurele verbetering -> Hot Requests

Inzicht in de individuele performance bijdrage van verschillende systemen in een complex landschap

Verzoek ABC



Systeem A – Taak A



Systeem B – Taak B



Systeem C – Taak C




REAL USER MONITORING


































































Time: Sep 14, 2023, Filters: Time Range: Today, Ratings: Green, Yellow, Red, Systems: ████████ ~ABAP, User Type: Real, Top: 100

Application/Request Name	Type	Status Summary	Red Executions	Total Executions	Average Resp. Time	Users
/SD	RFCS	<div style="width: 100%; height: 15px; background: linear-gradient(to right, red 65%, orange 65% 85%, green 85%);"></div>	776	1,042	5,711	2
/OP	RFCS	<div style="width: 100%; height: 15px; background-color: red;"></div>	723	723	63,712	1
ZAV	WS	<div style="width: 100%; height: 15px; background: linear-gradient(to right, red 75%, orange 75% 85%, green 85%);"></div>	697	945	4,686	2
/sa	HTTPS	<div style="width: 100%; height: 15px; background: linear-gradient(to right, red 5%, orange 5% 25%, green 25%);"></div>	578	179,457	550	34
SW	RFCS	<div style="width: 100%; height: 15px; background: linear-gradient(to right, red 40%, orange 40% 45%, green 45%);"></div>	572	2,823	1,424	2
tss	SAPUI5	<div style="width: 100%; height: 15px; background: linear-gradient(to right, red 15%, orange 15% 40%, green 40%);"></div>	530	7,227	1,019	30
/SD	RFCS	<div style="width: 100%; height: 15px; background: linear-gradient(to right, red 10%, orange 10% 15%, green 15%);"></div>	503	13,413	307	4
/sa	HTTPS	<div style="width: 100%; height: 15px; background: linear-gradient(to right, red 15%, orange 15% 16%, green 16%);"></div>	503	6,493	503	2
/SD	RFC	<div style="width: 100%; height: 15px; background: linear-gradient(to right, red 45%, orange 45% 55%, green 55%);"></div>	499	2,185	2,709	4
TAS	RFCS	<div style="width: 100%; height: 15px; background: linear-gradient(to right, red 55%, green 55%);"></div>	486	1,296	108,736	2
/sa	HTTPS	<div style="width: 100%; height: 15px; background: linear-gradient(to right, red 75%, green 75%);"></div>	479	594	3,213	2
FLP	SAPUI5	<div style="width: 100%; height: 15px; background: linear-gradient(to right, red 10%, orange 10% 40%, green 40%);"></div>	463	9,682	1,096	94
/sa	HTTPS	<div style="width: 100%; height: 15px; background: linear-gradient(to right, red 20%, orange 20% 95%, green 95%);"></div>	446	4,315	2,620	2
/sa	HTTPS	<div style="width: 100%; height: 15px; background: linear-gradient(to right, red 10%, orange 10% 12%, green 12%);"></div>	422	11,752	1,880	37
/sa	HTTPS	<div style="width: 100%; height: 15px; background: linear-gradient(to right, red 60%, orange 60% 62%, green 62%);"></div>	388	1,115	8,859	2
/sa	HTTPS	<div style="width: 100%; height: 15px; background: linear-gradient(to right, red 35%, orange 35% 55%, green 55%);"></div>	346	2,567	1,233	2
ZAV	WS	<div style="width: 100%; height: 15px; background: linear-gradient(to right, red 85%, orange 85% 90%, green 90%);"></div>	340	429	4,437	29
BIC	RFCS	<div style="width: 100%; height: 15px; background: linear-gradient(to right, red 50%, orange 50% 65%, green 65%);"></div>	329	1,430	9,108	10
F10	SAPUI5	<div style="width: 100%; height: 15px; background: linear-gradient(to right, red 25%, orange 25% 28%, green 28%);"></div>	296	2,342	2,913	24
ZAV	WS	<div style="width: 100%; height: 15px; background: linear-gradient(to right, red 80%, orange 80% 85%, green 85%);"></div>	282	356	4,429	24
*RF	RFC	<div style="width: 100%; height: 15px; background: linear-gradient(to right, red 5%, orange 5% 10%, green 10%);"></div>	271	20,263	3,059	6

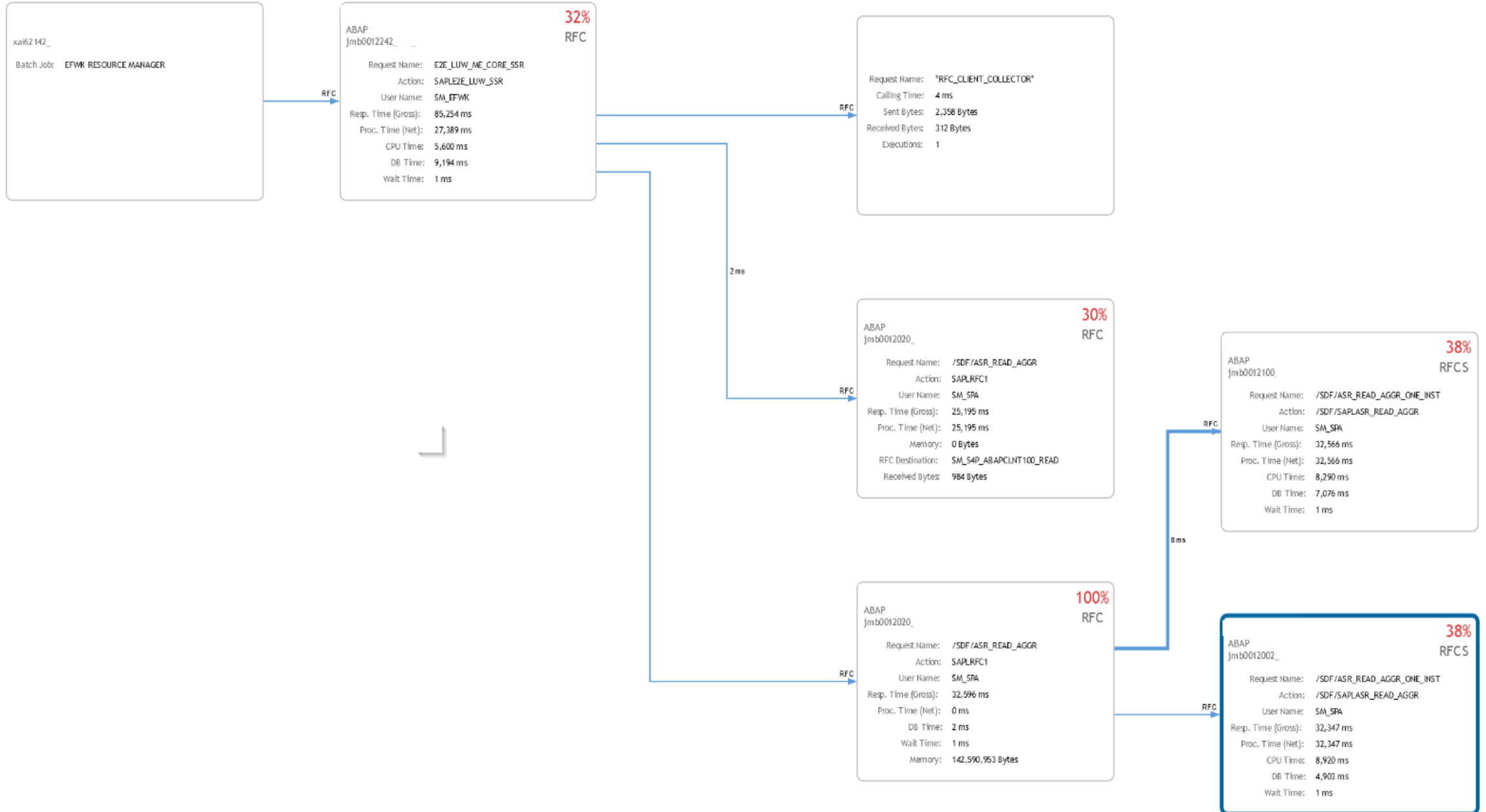
REAL USER MONITORING

 Time: Sep 14, 2023, Filters: Time Range: Today, Request Types: RFCS, Ratings: Green, Yellow, Red, Systems: -ABAP, User Type: Real, Top: 100

Requests > 

Execution Time	Type	Response Time (ms)	System	Net Time (%)	Net Time (ms)	
1:31:00 PM			 -ABAP	100%	5,130	>
1:30:59 PM			 -ABAP	100%	3,971	>
1:30:58 PM			 -ABAP	100%	3,215	>
1:30:58 PM			 -ABAP	100%	3,180	>
1:25:58 PM			 -ABAP	100%	4,737	>
1:25:57 PM			 -ABAP	100%	3,618	>
1:25:56 PM			 -ABAP	100%	2,423	>
1:25:56 PM			 -ABAP	100%	2,671	>
1:20:59 PM			 -ABAP	100%	5,160	>
1:20:57 PM			 -ABAP	100%	3,031	>
1:20:57 PM			 -ABAP	100%	3,771	>
1:20:56 PM			 -ABAP	100%	2,718	>
1:15:58 PM			 -ABAP	100%	4,680	>
1:15:57 PM			 -ABAP	100%	3,430	>
1:15:57 PM			 -ABAP	100%	3,974	>
1:15:56 PM			 -ABAP	100%	2,873	>
1:13:38 PM			 -ABAP	100%	32,346	>
1:13:38 PM			 -ABAP	100%	32,565	>
1:12:51 PM			 -ABAP	100%	25,136	>
1:10:58 PM			 -ABAP	100%	4,813	>
1:10:57 PM			 -ABAP	100%	4,141	>
1:10:57 PM			 -ABAP	100%	3,922	>

REAL USER MONITORING



xai62142_

Batch Job: EFWK RESOURCE MANAGER

RFC

ABAP
jmb0012242_



32%
RFC

Request Name: E2E_LUW_ME_CORE_SSR

Action: SAPLE2E_LUW_SSR

User Name: SM_EFWK

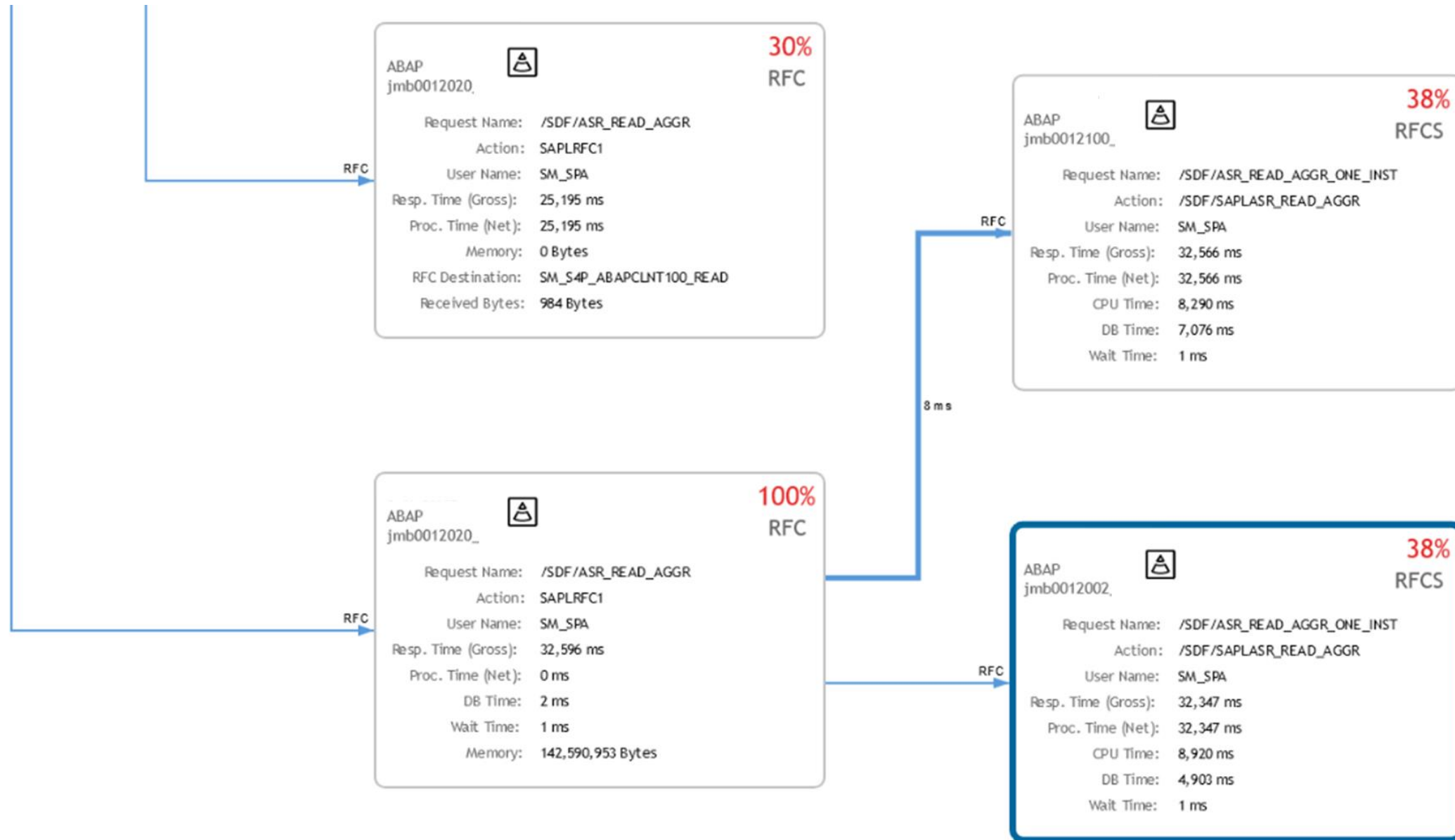
Resp. Time (Gross): 85,254 ms

Proc. Time (Net): 27,389 ms

CPU Time: 5,600 ms

DB Time: 9,194 ms

Wait Time: 1 ms



HOT REQUESTS – SEPT. 2022

Time: Sep 15, 2022, Filters: Period: Today, Request Type: HTTPS, systems: ~ABAP, User Type: Real

HTTPS



HOT REQUESTS – SEPT. 2023

Most Expensive Requests



Time: Sep 14, 2023, Filters: Period: Today, Request Type: HTTPS, systems: -ABAP, User Type: Real





SLIM SAP BEHEER DOOR OPERATIONELE EFFICIËNTIE

simac



BEDANKT VOOR JE AANDACHT

HEB JE VRAGEN?

danny.scheffer@simac.com



dennis.rade@simac.com



perry.reus@simac.com



jeroen.prevaes@simac.com

